MEDLIGA
медицинское оборудование

Smarter workstation,
Simpler workflow

medliga.ru

CAL 8000
New Generation Cellular Analysis Line

Throughput per hour 125 ~500 samples

Throughput per hour 120~240 slides

Simpler Workflow
Workflow with CAL 8000 makes a big difference. Onboard management software together with optimized DMU software help users organize their workflow better.

Adaptive Solutions
Various configurations of CAL 8000 from 1+1 to 4+2 can fit different types of customers from 125 tests per hour to 500 tests per hour throughput requirements.

Less Blood Smears
BC-6800 utilizes the Mindray's unique SF Cube to analyze blood cells, which can construct a 3D scattergram making bigger distance between each cluster of blood cells to ensure a more accurate flags for pathological samples. It means, less false positive and false negative rates resulting in less blood smears.

Dynamic Automation, High Quality Blood Smear



SC-120

Slide Maker & Stainer

Up to 120 slides

Dynamic

SC-120 is a stand-alone unit and it could also be integrated into the Mindray CAL 8000 cellular analysis line.

Automated

The cassette, which is used for carrying glass slides could be easily loaded from the front of SC-120, and be automatically transported inside by the track. The STAT position ensures a faster blood smear preparation.

High Quality

The blood spreader(or pusher) blade is made of highly durable sapphire glass. Each staining cassette holds single slide for staining, this eliminates the problem of stain evaporation and these cassettes could be cleaned automatically without any manual interventions. All slides are heat dried before and after staining. This optimizes staining quality and reduces contamination risk for the users.

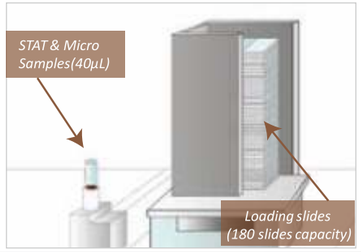

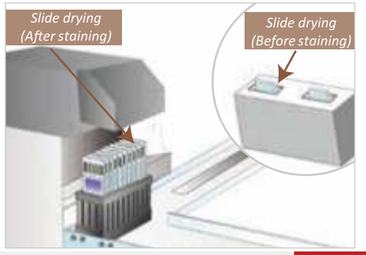

BC-6000 Series

The BC-6000 Series, including the Auto Hematology Analyzers BC-6000, BC-6200 and BC-6800Plus, as well as the Cellular Analysis Line CAL 6000, are developed to address real challenges in frontline clinical settings. The BC-6000 Series delivers more than expected in terms of **Value, Operation** and **Cost performance**.

Value +

New SF cube technology

Inheriting from Mindray's high end hematology platforms, the SF cube cellular analysis technology is upgraded with newly designed optics and reagent systems. It can help doctors to better differentiate the clusters of cells, thus revealing more abnormal cells.



Old SF Cube



New SF Cube

NRBC result in every CBC

In the WNB channel, Mindray BC-6000 Series Hematology Analyzers produce NRBCs, Basophils and WBCs results without extra reagent or cost. NRBCs can be well differentiated from Basophils and WBCs on the systems, ensuring more accurate WBC counting and helping doctors to diagnose hemolytic anemia and monitor hematopoietic diseases.



Body fluid tests

Besides blood samples, the BC-6000 Series can analyze body fluid -- including peritoneal fluid, pleural fluid, cerebrospinal fluid (CSF) and synovial fluid -- without requiring dedicated reagents.

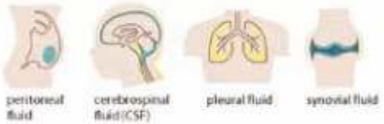

Operation +

More intuitive labXpert software

The labXpert software is a standard configuration of the BC-6000 Series for professional data analysis. The upgraded software optimizes data analysis with auto-validation and auto onboard "re-exam" functions. It also has more intuitive interface, with all necessary information shown on one screen for easier review and manual validation.

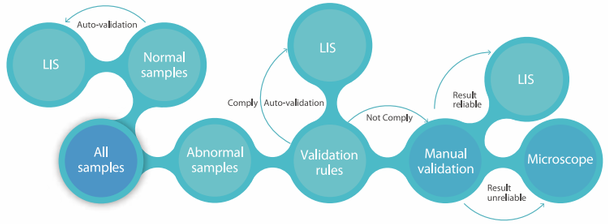

Auto rerun and reflex

Auto rerun and reflex is another innovative feature of the BC-6000 Series to optimize operation process. Should the sample results trigger the pre-set criteria, the autoloader of the systems automatically returns the sample racks backwards for a rerun or reflex check.

Cost Performance +

Less reagents for routine tests

BC-6000
Auto Hematology Analyzer

Throughput: 110 tests/hour
Loading capacity: 50
CBC+DIFF

BC-6200
Auto Hematology Analyzer

Throughput: 110 tests/hour
Loading capacity: 50
CBC+DIFF+RET

BC-6800Plus
Auto Hematology Analyzer

Throughput: 200 tests/hour
Loading capacity: 100

CAL 6000
Cellular Analysis Line

Benchtop design
2 units of BC-6000 + 1 unit of SC-120, or
2 units of BC-6200 + 1 unit of SC-120

Throughput : 220 sample tests/hour
120 slides/hour

Small Cube, Big Difference

BC-6800

Auto Hematology Analyzer

Throughput per hour

Up to 125 samples (CBC+DIFF)
Up to 90 samples (CBC+DIFF+RET)
Up to 40 samples (body fluid)

SF Cube

Using 3D scattergram, clusters are well separated which helps in detecting abnormal cells, if any. DIFF scattergram of BC-6800 differentiates WBCs into 4 parts and also provides valuable parameters like HFC*, IMG* InR* and abnormal flags such as Left shift, NRBC, PLT Clump, Atypical Lymphocyte.

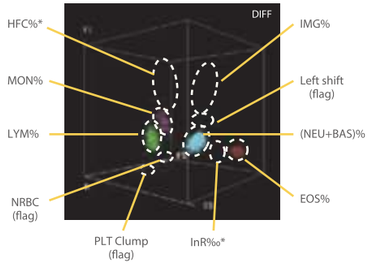

Advanced Cells Screening

Dedicated flags called “infected RBC?” and “InR*(#,‰)” parameters can be provided as the possible presence of plasmodium parasite, the causative agent of malaria infection.
Other advanced features like lipid particle interference prevention, low WBC value with extended count time, 4 counting channels to assure WBC numbers, Body fluid analysis and etc.

*For research use only

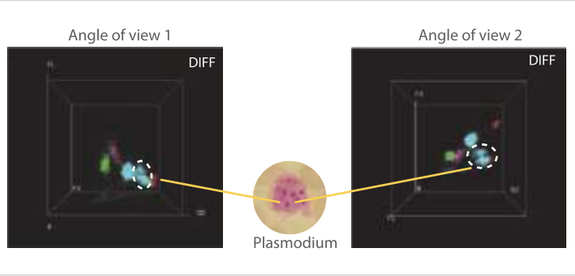

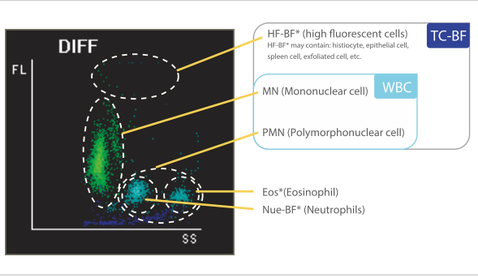

Работайте с лучшими,
всё остальное компромисс!

8 (800) 775-10-98

medliga.ru